



www.attelsr.lv






























































ATTĒLS R Ltd., 11 Mašīnu Str., Rīga, LV-1063, e-mail: info@attelsr.lv
 Board materials: phone 67846678, 67187016, e-mail platnes@attelsr.lv
 Furniture fittings phone 67846682, 67844884, e-mail furnitura@attelsr.lv
 Components' production: phone 67844864, 67846675, e-mail detalas@attelsr.lv






































Delivery within Latvia: phone 67846676

Operating hours: Monday to Friday 9.00 - 18.00, Saturday 10:00 - 15:00, Sunday - closed

Board materials ▶ Edge bandings ▶ HPL edge bandings

| | Article | Decor code | Name | Surface structure | Glue | Length, mm | Width, mm | Thickness, mm | Unit | Price EUR per unit |
|--|----------------------------|--------------|--------------------|-------------------|------|------------|-----------|---------------|------|--------------------|
| | 09-1011-42-06 | 1011 | Gray Moon | MOON | nav | 3050 | 42 | 0.7 | m | 1.26 |
| | 09-1011-42-L-06 | 1011 | Gray Moon | MOON | ir | 3050 | 42 | 0.7 | m | 1.47 |
| | 09-F76044-SD-42-L | F76044 | Bellato Grey | SDP | ir | 4100 | 42 | 0.8 | m | 0.819 |
| | 09-F76044-SD-42 | F76044 | Bellato Grey | SDP | nav | 4100 | 42 | 0.8 | m | 0.693 |
| | 09-2273-STU-42-L-0.6 | 2273 | Marble Yang | STU | ir | 3050 | 42 | 0.7 | m | 1.47 |
| | 09-2273-STU-42-0.6 | 2273 | Marble Yang | STU | nav | 3050 | 42 | 0.7 | m | 1.26 |
| | 09-2032-ST10-42-L-04 | 2032 | Hunton Oak | ST10 | ir | 3050 | 42 | 0.7 | m | 1.47 |
| | 09-2032-ST10-42-0.4 | 2032 | Hunton Oak | ST10 | nav | 3050 | 42 | 0.7 | m | 1.26 |
| | 09-274-42-L-06 | 274 | Light Concrete | MGJ | ir | 3050 | 42 | 0.5 | m | 1.47 |
| | 09-274-42-06 | 274 | Light Concrete | MGJ | nav | 3050 | 42 | 0.5 | m | 1.26 |
| | 09-3010-42 | 3010 | Glitter Stone | P | nav | 3050 | 42 | 0.7 | m | 1.26 |
| | outgoing 09-1401-42-L-04 | 1401 | Cascina Pine | ST22 | ir | 3050 | 42 | 0.4 | m | 1.47 |
| | outgoing 09-1401-42-04 | 1401 | Cascina Pine | ST22 | nav | 3050 | 42 | 0.4 | m | 1.26 |
| | 09-3010-42-L | 3010 | Glitter Stone | P | ir | 3050 | 42 | 0.7 | m | 1.47 |
| | 09-4820B-32-05 | 5018 (4820B) | Granite | GRJ | nav | 3050 | 32 | 0.5 | m | 0.42 |
| | 09-4820B-32-L-05 | 5018 (4820B) | Granite | GRJ | ir | 3050 | 32 | 0.5 | m | 0.599 |
| | 09-5162-P-42-L-0.6 | 5162 | Marble Grey | P | ir | 3050 | 42 | 0.7 | m | 1.47 |
| | 09-5162-P-42-0.6 | 5162 | Marble Grey | P | nav | 3050 | 42 | 0.7 | m | 1.26 |
| | 09-5163-P-42-L-06 | 5163 | Marble Brown | P | ir | 3050 | 42 | 0.6 | m | 1.47 |
| | 09-5163-P-42-06 | 5163 | Marble Brown | P | nav | 3050 | 42 | 0.6 | m | 0.714 |
| | 09-5544-42-06 | 5544 | Marble Black | P | nav | 3050 | 42 | 0.7 | m | 1.26 |
| | 09-5544-42-L-06 | 5544 | Marble Black | P | ir | 3050 | 42 | 0.7 | m | 1.47 |
| | 09-7732-42-05 | 7732 | Honey Granite | AET | nav | 3050 | 42 | 0.5 | m | 1.26 |
| | 09-7732-42-L-05 | 7732 | Honey Granite | AET | ir | 3050 | 42 | 0.5 | m | 1.47 |
| | 09-8833-42-L-07 | 8833 | Elemental Grafit | CER | ir | 3050 | 42 | 0.7 | m | 1.47 |
| | 09-8833-42-07 | 8833 | Elemental Grafit | CER | nav | 3050 | 42 | 0.7 | m | 1.26 |
| | 09-4820-32-05 | 990 (4820) | Marble Carrara | GRJ | nav | 3050 | 32 | 0.5 | m | 0.63 |
| | 09-4820-32-L-05 | 990 (4820) | Marble Carrara | GRJ | ir | 3050 | 32 | 0.5 | m | 0.735 |
| | 09-9999-M-32-05 | 9999 | Alhambra | MGJ | nav | 3050 | 32 | 0.5 | m | 0.599 |
| | outgoing 09-9999-G-42-06 | 9999 | Alhambra | P | nav | 3050 | 42 | 0.6 | m | 1.26 |
| | outgoing 09-9999-G-42-L-06 | 9999 | Alhambra | P | ir | 3050 | 42 | 0.6 | m | 1.47 |
| | 09-9999-M-32-L-05 | 9999 | Alhambra | MGJ | ir | 3050 | 32 | 0.6 | m | 0.63 |
| | 09-K002-FP-42-L | K002 | Grey Craft Oak | FP | ir | 3050 | 42 | 0.8 | m | 0.746 |
| | 09-K002-FP-42 | K002 | Grey Craft Oak | FP | nav | 3050 | 42 | 0.8 | m | 0.588 |
| | 09-K023-SU-42 | K023 | Venato | SU | nav | 3050 | 42 | 0.8 | m | 0.557 |
| | 09-K023-SU-42-L | K023 | Venato | SU | ir | 3050 | 42 | 0.8 | m | 0.746 |
| | outgoing 09-K026-SU-42 | K026 | Grey Pietra Marble | SU | nav | 3050 | 42 | 0.8 | m | 0.557 |
| | outgoing 09-K029-SU-42-L | K029 | Linen Block Wood | SU | ir | 3050 | 42 | 0.8 | m | 0.746 |
| | outgoing 09-K029-SU-42 | K029 | Linen Block Wood | SU | nav | 3050 | 42 | 0.8 | m | 0.567 |
| | 09-K201-RS-42 | K201 | Dark Grey Concrete | RS | nav | 3050 | 42 | 0.8 | m | 0.557 |
| | 09-K201-RS-42-L | K201 | Dark Grey Concrete | RS | ir | 3050 | 42 | 0.8 | m | 0.746 |
| | 09-K209-RS-42 | K209 | Crema Limestone | RS | nav | 3050 | 42 | 0.8 | m | 0.63 |
| | 09-K209-RS-42-L | K209 | Crema Limestone | RS | ir | 3050 | 42 | 0.8 | m | 0.746 |
| | 09-K217-GM-0.8 | K217 | White Andromeda | GM | nav | 3050 | 42 | 0.8 | m | 1.029 |
| | 09-K217-GM-0.8-L | K217 | White Andromeda | GM | ir | 3050 | 42 | 0.8 | m | 1.124 |
| | outgoing 09-R50083-RT-42-L | R50083 | Silver Wenge | RT | ir | 4100 | 42 | 0.5 | m | 0.819 |
| | outgoing 09-R50083-RT-42 | R50083 | Silver Wenge | RT | nav | 4100 | 42 | 0.5 | m | 0.735 |

| | | | | | | | | | | |
|--|--|--------|----------------------|-------|-----|------|----|-----|------|-------|
|  | 09-U11027-XM-42 | U11027 | Icy White | XM | nav | 4100 | 42 | 0.8 | m | 1.313 |
|  | 09-R20027-MT-42 | R20027 | Pale Lancelot Oak | RT | nav | 4100 | 42 | 0.8 | m | 0.651 |
|  | 09-R20027-MT-42-L | R20027 | Pale Lancelot Oak | RT | ir | 4100 | 42 | 0.8 | m | 0.819 |
|  | 09-B5527-FP-42-L | B5527 | Stone Oak | FP | ir | 3050 | 42 | 0.8 | m | 0.62 |
|  | 09-B5527-FP-42 | B5527 | Stone Oak | FP | nav | 3050 | 42 | 0.8 | m | 0.536 |
|  | 09-K003-42-08 | K003 | Gold Craft Oak | PR | nav | 3050 | 42 | 0.8 | m | 1.26 |
|  | 09-K003-42-L-08 | K003 | Gold Craft Oak | PR | ir | 3050 | 42 | 0.8 | m | 1.47 |
|  | 09-5094-42-04 | 5094 | Skyfall | STONE | nav | 3050 | 42 | 0.4 | m | 1.26 |
|  | 09-5094-42-L-04 | 5094 | Skyfall | STONE | ir | 3050 | 42 | 0.4 | m | 0.746 |
|  | 09-461-42-L-04 | 461 | Anthracite Metal | ST10 | ir | 3050 | 42 | 0.4 | m | 1.47 |
|  | 09-461-42-04 | 461 | Anthracite Metal | ST10 | nav | 3050 | 42 | 0.4 | m | 1.26 |
|  | 09-K367-PH-42-L | K367 | Cream Navona | PH | ir | 3050 | 42 | 0.8 | m | 0.746 |
|  | 09-K367-PH-42 | K367 | Cream Navona | PH | nav | 3050 | 42 | 0.8 | m | 0.64 |
|  | 09-R20348-NY-42-L | R20348 | Oiled Oak | NY | ir | 4100 | 42 | 0.5 | m | 0.819 |
|  | 09-R20348-NY-42 | R20348 | Oiled Oak | NY | nav | 4100 | 42 | 0.5 | m | 0.735 |
|  | 09-R30135-NY-42-L | R30135 | Okapi Walnut | NY | ir | 4100 | 42 | 0.5 | m | 0.777 |
|  | 09-R30135-NY-42 | R30135 | Okapi Walnut | NY | nav | 4100 | 42 | 0.5 | m | 0.693 |
|  | 09-R20128-RT-42 | R20128 | Sonoma Oak Light | RT | nav | 4100 | 42 | 0.5 | m | 0.735 |
|  | 09-R20128-RT-42-L | R20128 | Sonoma Oak Light | RT | ir | 4100 | 42 | 0.5 | m | 0.819 |
|  | 09-K215-BS-42-L | K215 | White Dunes | GG | ir | 3050 | 42 | 0.8 | m | 0.746 |
|  | 09-K215-BS-42 | K215 | White Dunes | BS | nav | 3050 | 42 | 0.8 | m | 0.62 |
|  |  09-S68025-MS-42 | S68025 | Kings Marble Green | MS | nav | 4100 | 42 | 0.8 | m | 0.693 |
|  |  09-S68025-MS-42-L | S68025 | Kings Marble Green | MS | ir | 4100 | 42 | 0.8 | m | 0.819 |
|  | 09-K028-SU-42-L | K028 | Portland | SU | ir | 3050 | 42 | 0.8 | m | 0.746 |
|  | 09-K028-SU-42 | K028 | Portland | SU | nav | 3050 | 42 | 0.8 | m | 0.567 |
|  | 09-8830-42-L-07 | 8830 | Elemental Concrete | CER | ir | 3050 | 42 | 0.7 | m | 1.47 |
|  | 09-8830-42-07 | 8830 | Elemental Concrete | CER | nav | 3050 | 42 | 0.7 | m | 1.26 |
| | 09-1026-VV-42-L-06 | U11026 | Crystal White | VV | ir | 4100 | 42 | 0.5 | m | 0.746 |
| | 09-1026-VV-42-06 | U11026 | Crystal White | VV | nav | 4100 | 42 | 0.5 | m | 0.662 |
|  | 09-6205-42-04 | 6205 | Locksley Oak | FUN | nav | 3050 | 42 | 0.4 | m | 1.26 |
|  | 09-6205-42-L-04 | 6205 | Locksley Oak | FUN | ir | 3050 | 42 | 0.4 | m | 1.47 |
|  | 09-S68036-SD-42-L | S68036 | Cento | SDP | ir | 4100 | 42 | 0.5 | m | 0.756 |
|  | 09-S68036-SD-42 | S68036 | Cento | SDP | nav | 4100 | 42 | 0.5 | m | 0.672 |
|  |  09-S68052-SC-42 | S68052 | Terazzo Beige | SC | nav | 4100 | 42 | 0.5 | m | 0.735 |
|  |  09-S68052-SC-42-L | S68052 | Terazzo Beige | SC | ir | 4100 | 42 | 0.5 | m | 0.819 |
|  | 09-K365-FP-42-L | K365 | Coast Evoke Oak | FP | ir | 3050 | 42 | 0.8 | m | 0.746 |
|  | 09-K365-FP-42 | K365 | Coast Evoke Oak | FP | nav | 3050 | 42 | 0.8 | m | 0.641 |
|  | 09-K205-RS-42 | K205 | Black Concrete | RS | nav | 3050 | 42 | 0.8 | m | 0.63 |
|  | 09-K205-RS-42-L | K205 | Black Concrete | RS | ir | 3050 | 42 | 0.8 | m | 0.746 |
|  |  09-K218-GG-42 | K218 | Black Andromeda | GG | nav | 3050 | 42 | 0.8 | m | 0.819 |
|  | 09-B7045-RS-42 | B7045 | Satin | RS | nav | 3050 | 42 | 0.8 | m | 0.62 |
|  | 09-K218-GM-0.8-L | K218 | Black Andromeda | GM | ir | 3050 | 42 | 0.8 | m | 1.124 |
|  | 09-B7045-RS-42-L | B7045 | Satin | RS | ir | 3050 | 42 | 0.8 | m | 0.746 |
|  | 09-K218-GM-0.8 | K218 | Black Andromeda | GM | nav | 3050 | 42 | 0.8 | m | 1.029 |
|  |  09-K218-GG-42-L | K218 | Black Andromeda | GG | ir | 3050 | 42 | 0.8 | m | 0.924 |
|  |  09-3450-RAD-42-06 | 3450 | Mineral Yet | RAD | nav | 3050 | 42 | 0.6 | gab. | 3.759 |
|  | 09-K369-PH-0.8 | K369 | Cloud Nebula | PH | nav | 3050 | 42 | 0.8 | m | 0.767 |
|  | 09-K369-PH-0.8-L | K369 | Cloud Nebula | PH | ir | 3050 | 42 | 0.8 | m | 0.893 |
|  |  09-F76037-BR-42-05-L | F76037 | Phoenix Brown | CS | ir | 4100 | 42 | 0.5 | m | 0.84 |
|  |  09-F76037-BR-42-05 | F76037 | Phoenix Brown | CS | nav | 4100 | 42 | 0.5 | m | 0.735 |
|  | 09-K552-SU-0.8 | K552 | White Iceberg Marble | SU | nav | 3050 | 42 | 0.8 | m | 0.767 |
|  | 09-K552-SU-0.8-L | K552 | White Iceberg Marble | SU | ir | 3050 | 42 | 0.8 | m | 0.945 |
|  | 09-K349-RT-0.8 | K349 | Silk Flow | RT | nav | 3050 | 42 | 0.8 | m | 0.767 |
|  | 09-K349-RT-0.8-L | K349 | Silk Flow | RT | ir | 3050 | 42 | 0.8 | m | 0.945 |

| | | | | | | | | | | |
|--|----------------------------------|---------------|------------------------|------|-----|------|----|-----|---|-------|
|  | 09-K553-SU-0.8-L | K553 | Galaxus | SU | ir | 3050 | 42 | 0.8 | m | 0.945 |
|  | 09-K553-SU-0.8 | K553 | Galaxus | SU | nav | 3050 | 42 | 0.8 | m | 0.767 |
|  | outgoing 09-K523-PE-0.8-L | K523 | Platinum Disk | PE | ir | 3050 | 42 | 0.8 | m | 0.945 |
|  | outgoing 09-K523-PE-0.8 | K523 | Platinum Disk | PE | nav | 3050 | 42 | 0.8 | m | 0.767 |
|  | 09-K535-RW-0.8 | K535 | Gold Baroque Oak | RWK | nav | 3050 | 42 | 0.8 | m | 0.767 |
|  | 09-K535-RW-0.8-L | K535 | Gold Baroque Oak | RWK | ir | 3050 | 42 | 0.8 | m | 0.945 |
|  | 09-K536-RW-0.8-L | K536 | Amber Baroque Oak | RWK | ir | 3050 | 42 | 0.8 | m | 0.945 |
|  | 09-K536-RW-0.8 | K536 | Amber Baroque Oak | RWK | nav | 3050 | 42 | 0.8 | m | 0.767 |
|  | outgoing 09-K538-PN-0.8-L | K538 | Dovetail Arosa | PN | ir | 3050 | 42 | 0.8 | m | 0.945 |
|  | outgoing 09-K538-PN-0.8 | K538 | Dovetail Arosa | PN | nav | 3050 | 42 | 0.8 | m | 0.767 |
|  | outgoing 09-K549-SL-0.8 | K549 | Sand Venera | SL | nav | 3050 | 42 | 0.8 | m | 0.767 |
|  | outgoing 09-K549-SL-0.8-L | K549 | Sand Venera | SL | ir | 3050 | 42 | 0.8 | m | 0.945 |
|  | 09-B8685-RS-42-L | B8685 | Snow White Rough Stone | RS | ir | 3050 | 42 | 0.8 | m | 0.746 |
|  | 09-B8685-RS-42 | B8685 | Snow White Rough Stone | RS | nav | 3050 | 42 | 0.8 | m | 0.62 |
|  | 09-K551-SU-0.8-L | K551 | Calacatta Olympus | SU | ir | 3050 | 42 | 0.8 | m | 0.672 |
|  | 09-K551-SU-0.8 | K551 | Calacatta Olympus | SU | nav | 3050 | 42 | 0.8 | m | 0.599 |
|  | 09-K093-SL-0.8-L | K093 | Grey Emperador Marble | SL | ir | 3050 | 42 | 0.8 | m | 0.788 |
|  | 09-K093-SL-0.8 | K093 | Grey Emperador Marble | SL | nav | 3050 | 42 | 0.8 | m | 0.719 |
|  | 09-F200-42-05-L | F200 | Cupria Marble | ST76 | ir | 3050 | 42 | 0.5 | m | 1.2 |
|  | 09-F200-42-05 | F200 | Cupria Marble | ST76 | nav | 3050 | 42 | 0.5 | m | 0.998 |
|  | 09-K704-PN-0.8-L | K704 | Perlino Sabbia | PN | ir | 3050 | 42 | 0.8 | m | 0.945 |
|  | 09-K704-PN-0.8 | K704 | Perlino Sabbia | PN | nav | 3050 | 42 | 0.8 | m | 0.767 |
|  | 09-K703-PN-0.8-L | K703 | Portobello Elegante | PN | ir | 3050 | 42 | 0.8 | m | 0.945 |
|  | 09-K703-PN-0.8 | K703 | Portobello Elegante | PN | nav | 3050 | 42 | 0.8 | m | 0.767 |
|  | 09-K698-PN-0.8 | K698 | Nero Bronzo | PN | nav | 3050 | 42 | 0.8 | m | 0.767 |
|  | 09-K698-PN-0.8-L | K698 | Nero Bronzo | PN | ir | 3050 | 42 | 0.8 | m | 0.945 |
|  | 09-K705-PN-0.8-L | K705 | Stonehaven Sand | PN | ir | 3050 | 42 | 0.8 | m | 0.945 |
|  | 09-K705-PN-0.8 | K705 | Stonehaven Sand | PN | nav | 3050 | 42 | 0.8 | m | 0.767 |
|  | 09-K2738-FP-0.8-L | K2738 | Torro Cremona Oak | FP | ir | 3050 | 42 | 0.8 | m | 0.75 |
|  | 09-PF8015-CS-42-L | PF8015/F76054 | Dark Steel | CS | ir | 4100 | 42 | 0.5 | m | 0.819 |
|  | 09-K2738-FP-0.8 | K2738 | Torro Cremona Oak | FP | nav | 3050 | 42 | 0.8 | m | 0.63 |
|  | 09-PF8015-CS-42 | PF8015/F76054 | Dark Steel | CS | nav | 4100 | 42 | 0.5 | m | 0.735 |
|  | 09-K203-PE-42 | K203 | Anthracite Granite | PE | nav | 3050 | 42 | 0.8 | m | 0.63 |
|  | 09-PK9005-42-L | PK9005 | Sand Marble | TP | ir | 4100 | 42 | 0.5 | m | 0.82 |
|  | 09-K203-PE-42-L | K203 | Anthracite Granite | PE | ir | 3050 | 42 | 0.8 | m | 0.746 |
|  | 09-PK9005-42 | PK9005 | Sand Marble | TP | nav | 4100 | 42 | 0.5 | m | 0.74 |
|  | 09-K368-PH-42 | K368 | Grey Atlantic Marble | PH | nav | 3050 | 42 | 0.8 | m | 0.62 |

Surface structure:

CER - Stone Texture; **SC** - Stone; **GM** - Glitter Matt; **RS** - Rough Stone; **ST76** - Mineral Rough Matt; **ST22** - Wood Origin; **GG** - Glitter Gloss; **CS** - Crystal Stone; **ST10** - Wood Pores; **MS** - Semi Matt; **TP** - Top Pearl; **STU** - Stone Texture; **PR** - Wood Pore; **NY** - Natural Wood; **RT** - Rust; **RAD** - Stone Texture; **STONE** - Stone Texture; **XM** - XTreme Matt; **PH** - Palazzo Touch; **BS** - Bureau Structure; **PE** - Pearl; **AET** - Stone Texture; **SDP** - Sand Pearl; **PN** - Pluton; **FP** - Fine Pore; **GRJ** - Pearl; **SU** - Super Matt; **P** - High Gloss; **MJ** - Minipearl; **VV** - Top Velvet; **FUN** - Wood Origin; **SL** - Stone Texture; **RT** - Rustic Wood; **MOON** - Stone Texture; **RWK** - River Wood;

Glue:

ir - yes; **nav** - no;

outgoing - This article will not be available anymore. Please ask about remnants to the customer service specialists.

Prices excluding VAT. The indicated prices may be changed without a prior warning.